


# 17 TPR Cards Unit 5

Teacher  
Reproducible 17



①




Put your marker on Start.

②



Throw the dice.

③




Count the dots.

④



Move your marker.

⑤



Go forward 3 spaces.

⑥



Go back 2 spaces.




Mini-book


What are these?

???


1 These are hats.





2 Those are kites.




3 These are yo-yos.




4 Those are balloons.



6 These are cars.



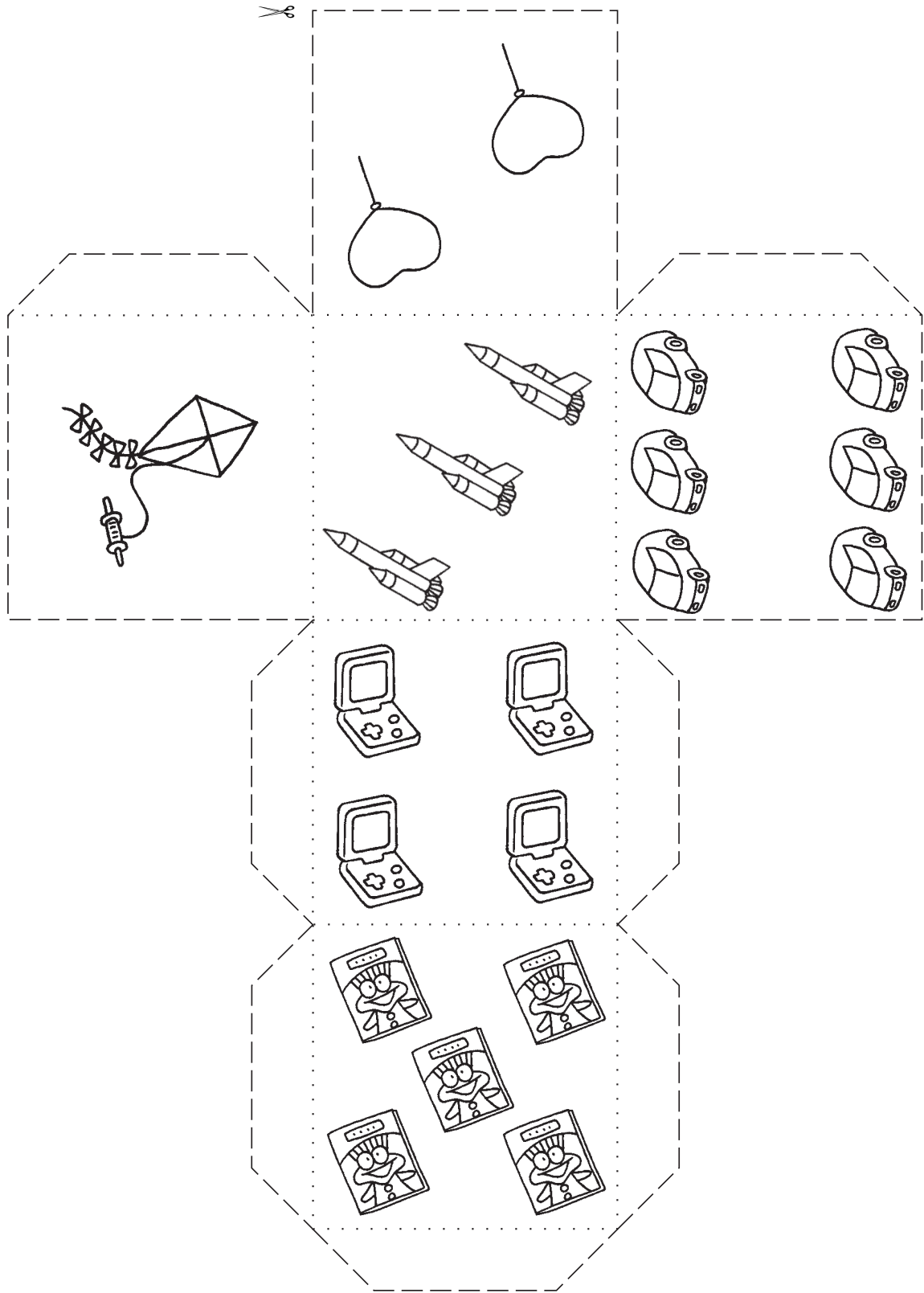
7 Those are games.



5 These are rockets.

Teacher's instructions

See mini-book instructions on Teacher's Guide p. 146.

**Teacher's instructions**

Prepare two photocopies for each student in advance. Hand out the worksheets. Demonstrate step by step how to make the dice and have Ss follow along. Put Ss into pairs. Have both Ss throw their dice and have them take turns asking questions about their own or their partner's dice. Make sure that they that they touch the pictures for *these* and point to the pictures for *those*. Collect the dice and keep for future use.